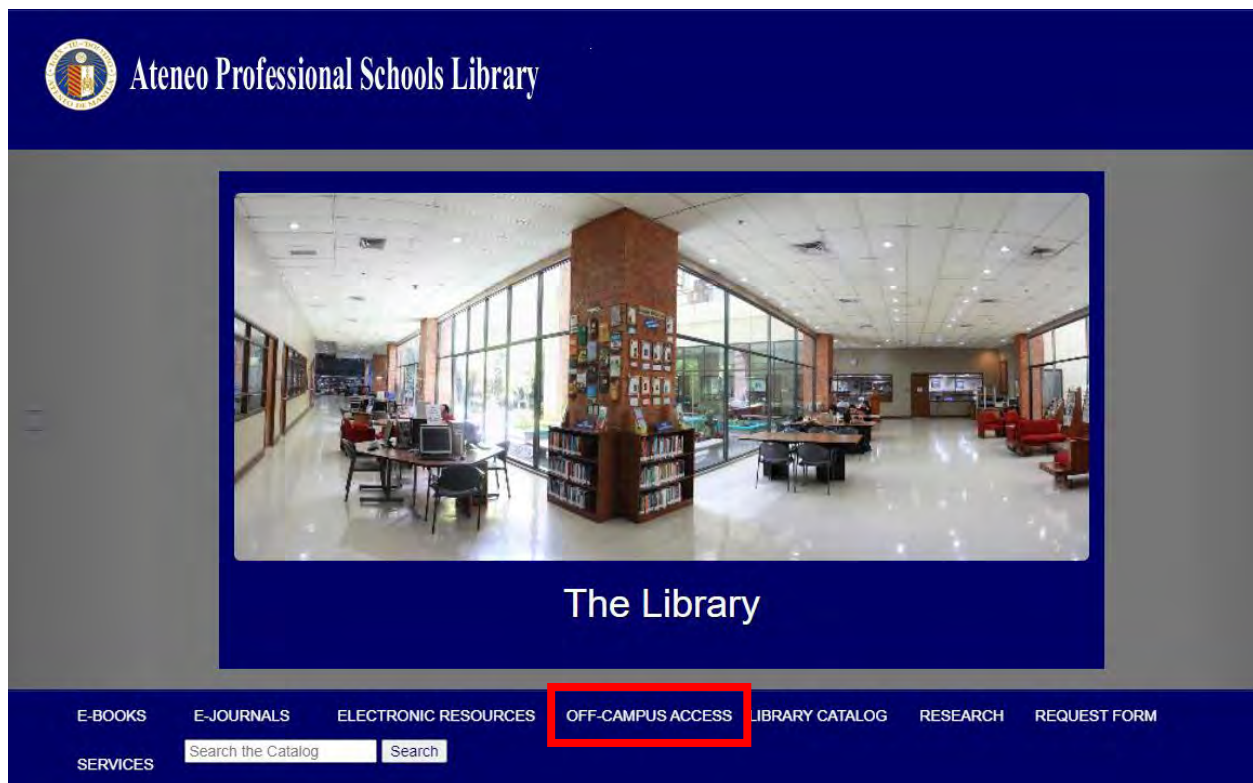


How to Search for Market Research Reports

The APS Library provides access to business intelligence databases, EMIS Asia Pacific, Euromonitor Passport, Mintel and Statista. Here are some basic information on how to find industry studies, market research, company and country profiles and macroeconomics reports.

To look for Market Research Reports:

1. Visit the library's website at <https://apslibrary.ateneo.edu>



Ateneo Professional Schools Library

The Library

E-BOOKS E-JOURNALS ELECTRONIC RESOURCES **OFF-CAMPUS ACCESS** LIBRARY CATALOG RESEARCH REQUEST FORM

SERVICES Search the Catalog Search

2. Click Off-Campus Access link

Please enter your username:

Please enter your password :

3. Enter your off-campus credentials, username and password then click Login

4. Choose the database from the list of Electronic Resources, example: EMIS Asia-Pacific.

Electronic Resources

[Academic Video Online on Alexander Street](#)
[Annual Reviews](#)
[Ateneo De Manila University Press](#)
[Brillonline - International Law Collection](#)
[Cambridge Core - Journals and Books Online](#)
[De Gruyter](#)
[Drama Online Library](#)
[EBSCOhost](#)
[EMIS Asia-Pacific](#)
[Emerald](#)
[Euromonitor](#)
[Gale Ebooks](#)
[HeinOnline](#)
[IEEE Xplore](#)
[Journal of Visualized Experiments](#)
[JSTOR](#)
[Kanopy](#)
[Lexis Advance](#)
[Intel](#)
[New York Times](#)
[Oxford Academic Journals](#)
[Oxford Handbooks](#)
[Oxford Scholarly Authorities on International Law](#)
[Oxford Competition Law](#)
[Oxford Legal Research Library](#)
[Oxford Public International Law](#)
[Oxford Scholarship Online](#)
[Philippine e-Journals](#)
[Philippine Studies](#)
[Project Muse](#)
[ProQuest Dissertations and Theses Global](#)
[Proquest Ebook Central](#)
[ProQuest One Academic](#)
[ScienceDirect](#)
[Scitation: American Institute of Physics \(AIP\) Publishing](#)
[Scival](#)
[Scopus](#)
[SpringerLink](#)
[Statista](#)
[Taylor Francis eBooks](#)
[Taylor & Francis Online](#)
[Westlaw Classic](#)
[Wiley Online Library](#)
[Wiley Social Science and Humanities](#)
[World Scientific eBooks](#)

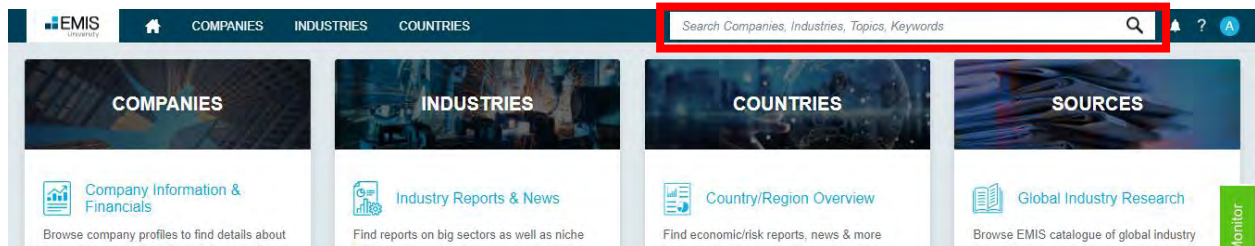
5. To be more familiar on how to use and navigate, watch video tutorials and check out *User Videos & Guides* at <https://apslibrary.ateneo.edu/>

Discover and explore these various business platforms:

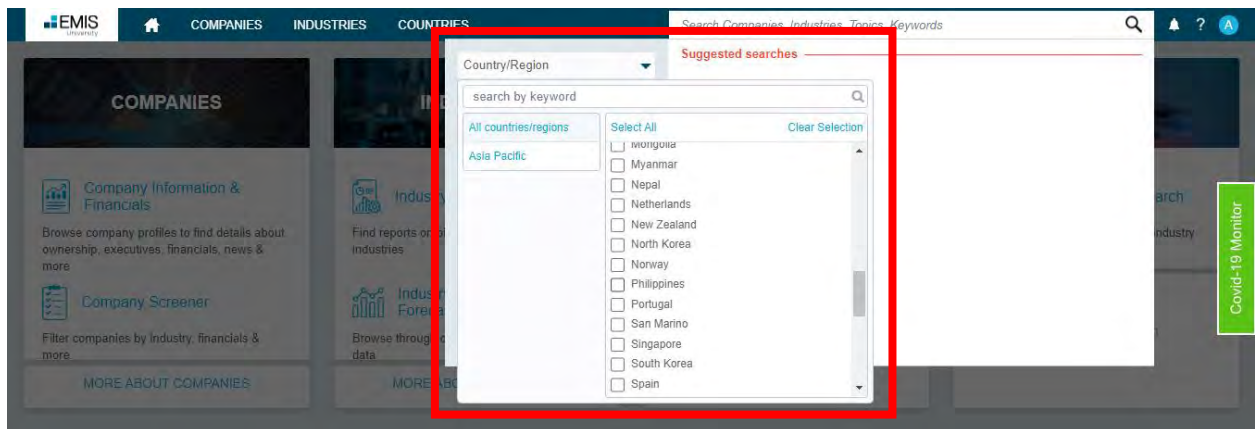
EMIS Asia-Pacific

EMIS provides intelligence that unlocks the potential of emerging markets countries, industries and companies. To access:

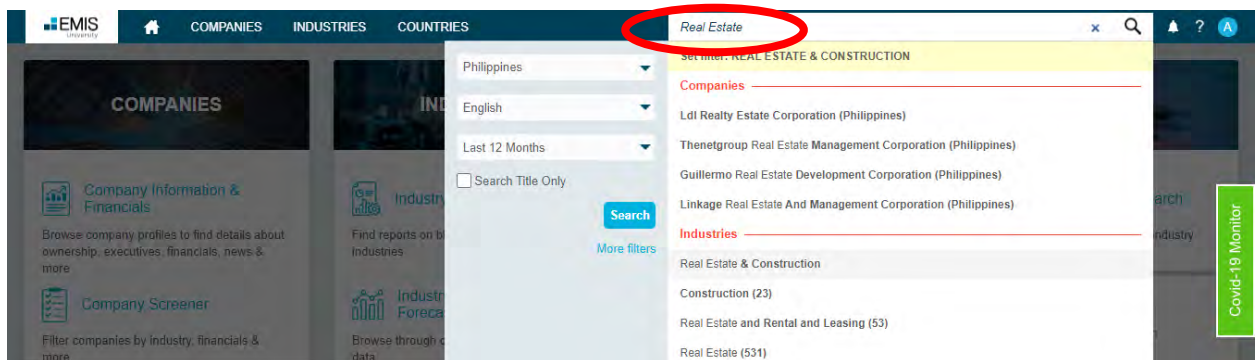
1. Select EMIS Asia Pacific from the Electronic Resources menu
2. Click the Search Bar to search for Companies, Industries, Topics or Keywords



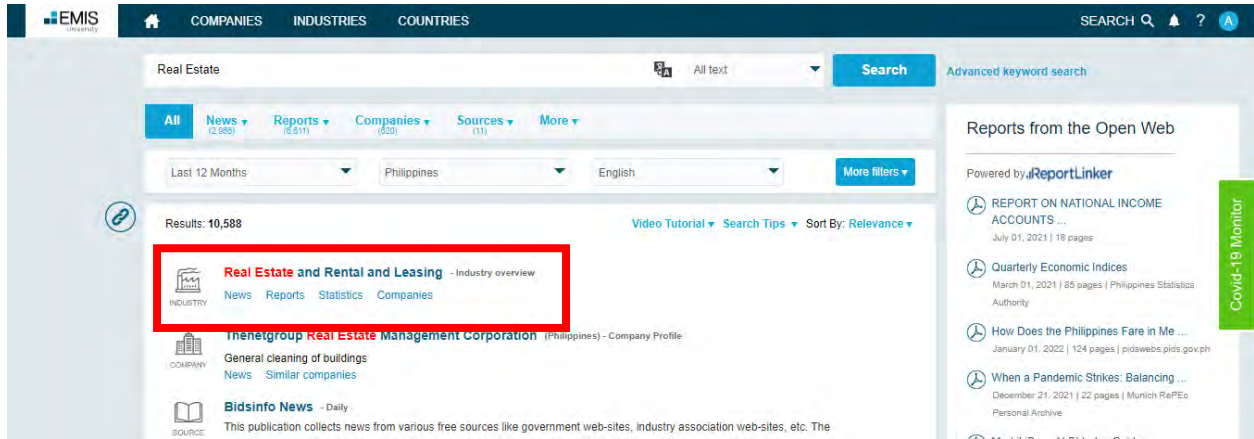
3. Use the Country/Region limiter to show results for specific country/region such as Philippines



4. Enter keywords in the Search Bar e.g. "Real Estate"



5. Click “Real Estate and Rental and Leasing – Industry overview” to show Statistics, Reports, News and many more



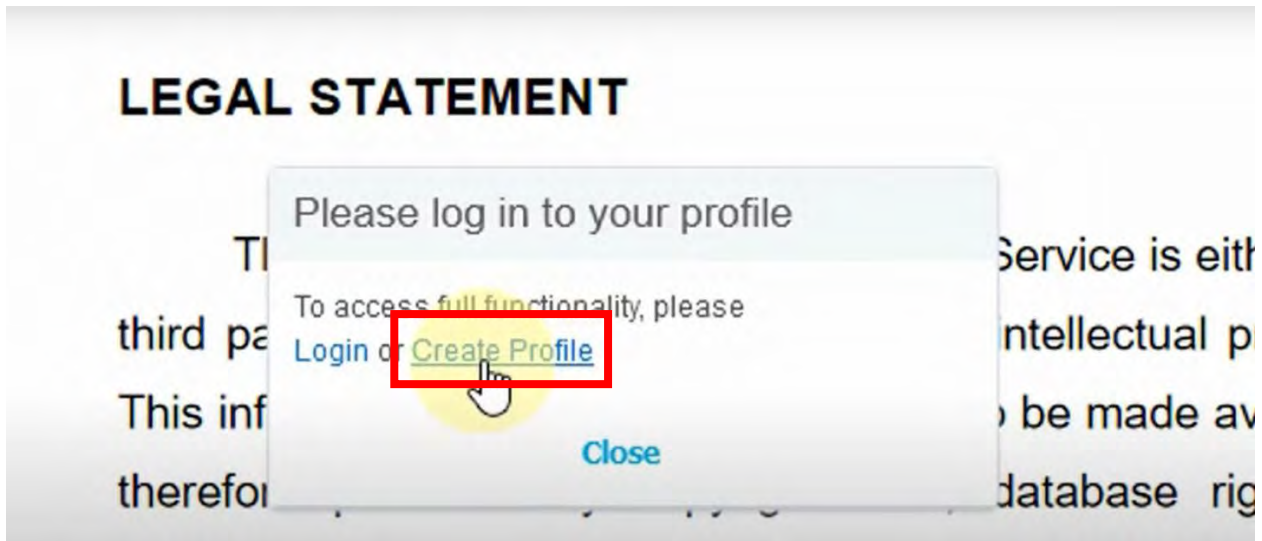
6. Click selected key industry report to view or download content



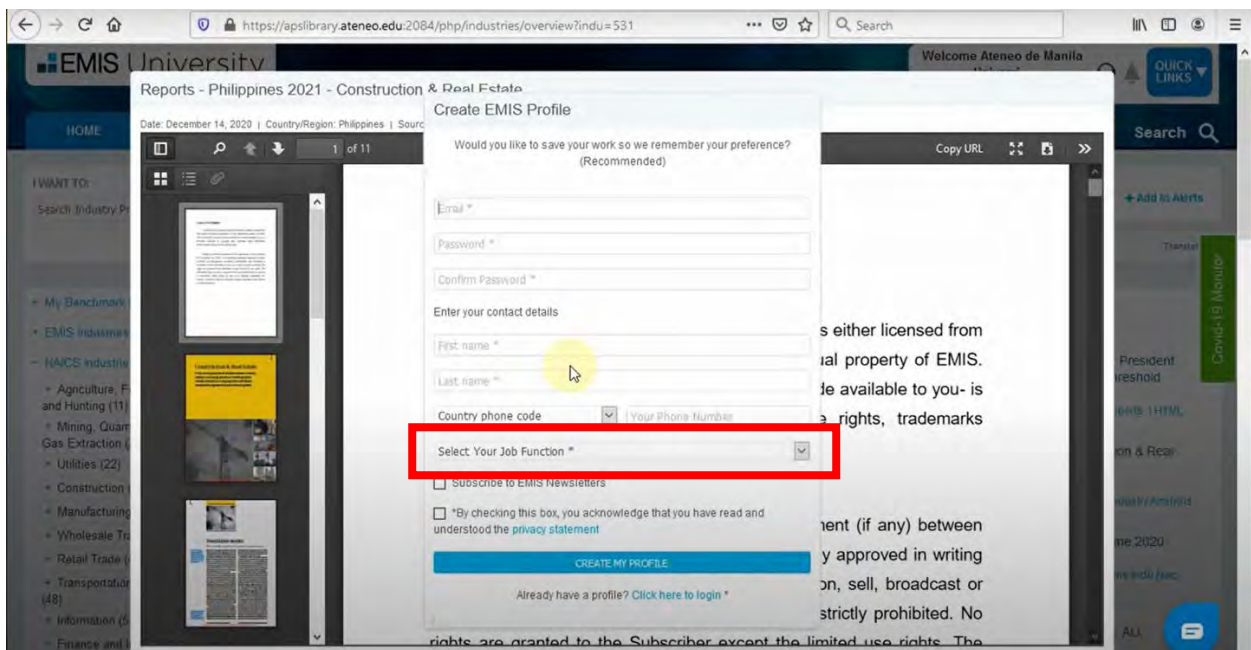
7. To download pdf report, click the download icon



8. Click Create Profile if prompted when trying to download



9. Fill in all required information and select "Student" for Job Function



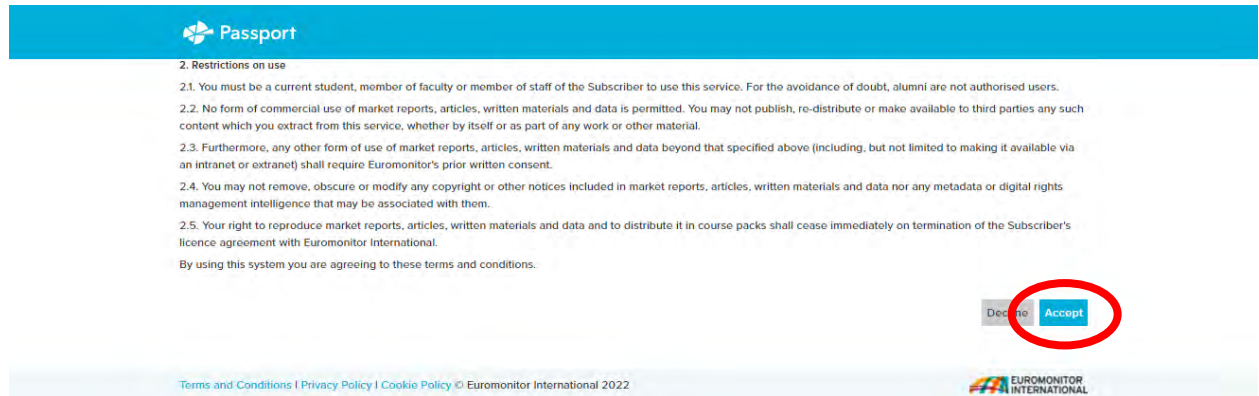
Here are some video tutorials on EMIS:

- https://bit.ly/APSL_EMIStutorial
- <https://static-emis.emis.com/docs/EMISU%20User%20Guide.pdf>
- [Tutorial - Searching industry reports](#)
- [Tutorial - Navigating the Company tab](#)
- [Tutorial - Searching country profiles](#)

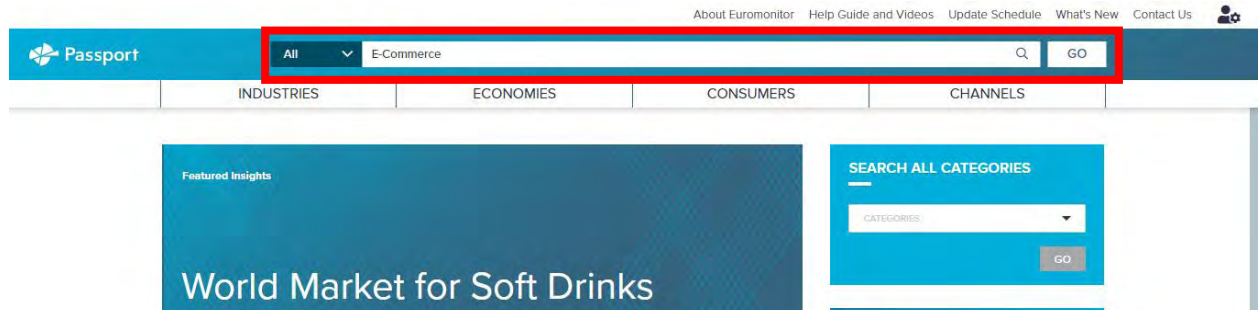
Euromonitor Passport

Passport Global Market Information Database provides business intelligence on Fast Moving Commodity Goods (FMCG). It covers reports on industries, economies and consumers; includes statistics, market reports and company profiles. To access:

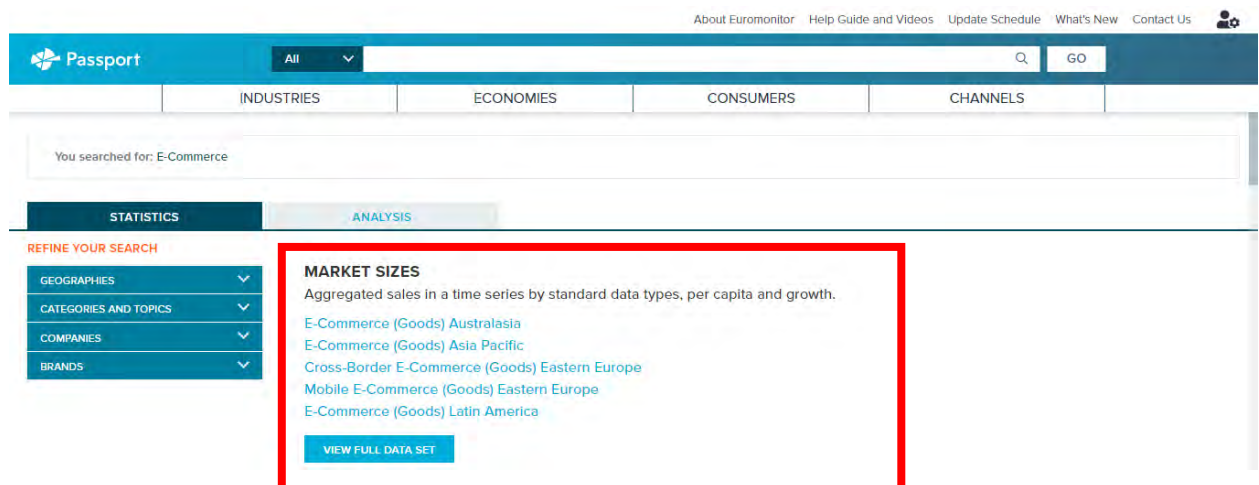
1. Select Euromonitor from the Electronic Resources menu
2. Click Accept Button in the Terms and Conditions page



3. Enter keywords in the search bar to find the most relevant statistics and analysis



4. Search results for Statistics are shown by default



5. Click Geographies in the filter menu to limit results based on locations

The screenshot shows the Passport website interface. At the top, there is a search bar with 'All' selected and a search icon. Below the search bar, there are tabs for 'INDUSTRIES', 'ECONOMIES', 'CONSUMERS', and 'CHANNELS'. The search results are displayed under the 'STATISTICS' tab. The search term is 'E-Commerce'. On the left, there is a 'REFINE YOUR SEARCH' section with a dropdown menu for 'GEOGRAPHIES' highlighted by a red box. Below this, there are sections for 'MARKET SIZES' and 'COMPANY SHARES'. The 'MARKET SIZES' section lists various categories like 'E-Commerce (Goods) Australasia', 'E-Commerce (Goods) Asia Pacific', etc. A 'VIEW FULL DATA SET' button is visible below the list.

6. Click selected result link to view contents

The screenshot shows the Passport website interface. The search results are displayed under the 'STATISTICS' tab. The search term is 'E-Commerce'. On the left, there is a 'REFINE YOUR SEARCH' section with a dropdown menu for 'GEOGRAPHIES' highlighted by a red box. Below this, there are sections for 'MARKET SIZES' and 'COMPANY SHARES'. The 'MARKET SIZES' section lists various categories like 'E-Commerce (Goods) Australasia', 'E-Commerce (Goods) Asia Pacific', etc. A 'VIEW FULL DATA SET' button is visible below the list. The 'E-Commerce (Goods) Philippines' link is highlighted with a red box.

7. Click download icon to export Statistics Datasets or download as pdf

The screenshot shows the Passport website interface. The search results are displayed under the 'STATISTICS' tab. The search term is 'E-Commerce'. On the left, there is a 'REFINE YOUR SEARCH' section with a dropdown menu for 'GEOGRAPHIES' highlighted by a red box. Below this, there are sections for 'MARKET SIZES' and 'COMPANY SHARES'. The 'MARKET SIZES' section lists various categories like 'E-Commerce (Goods) Australasia', 'E-Commerce (Goods) Asia Pacific', etc. A 'VIEW FULL DATA SET' button is visible below the list. The 'E-Commerce (Goods) Philippines' link is highlighted with a red box. Below the search results, there is a table with columns for 'Stats Type', 'Geography', 'Category', 'Data Type', 'Unit', 'Current Period', '2016', '2017', '2018', '2019', and '2020'. The table contains data for 'E-Commerce (Goods) Philippines' and 'Mobile E-Commerce (Goods) Philippines'. A 'DOWNLOAD' icon is highlighted with a red box.

12. Click Download Analysis button to download analysis in pdf format

The screenshot shows the Passport platform interface. At the top, there is a navigation bar with the Passport logo, a search bar, and a 'GO' button. Below the navigation bar, there are tabs for 'INDUSTRIES', 'ECONOMIES', 'CONSUMERS', and 'CHANNELS'. The main content area displays an article titled 'Omnichannel approach will be the future for most retailers in the Philippines'. At the bottom right of the article, there is a 'DOWNLOAD ANALYSIS' button highlighted with a red box, and a 'DATAGRAPHS' button next to it.

13. Select Download Tab and tick boxes for downloading of reports

The screenshot shows the Passport platform interface. At the top, there is a navigation bar with the Passport logo, a search bar, and a 'GO' button. Below the navigation bar, there are tabs for 'INDUSTRIES', 'ECONOMIES', 'CONSUMERS', and 'CHANNELS'. The main content area displays an article titled 'E-Commerce (Goods) in the Philippines'. Below the article title, there is a 'DOWNLOAD' tab highlighted with a red box. Below the 'DOWNLOAD' tab, there is a 'Download Report (PDF)' section. In this section, there are two checkboxes: 'E-Commerce (Goods) in the Philippines' and 'Mobile E-Commerce (Goods) in the Philippines'. Both checkboxes are checked and highlighted with red circles. At the bottom right of the 'Download Report (PDF)' section, there is a 'DOWNLOAD REPORT' button highlighted with a red box.

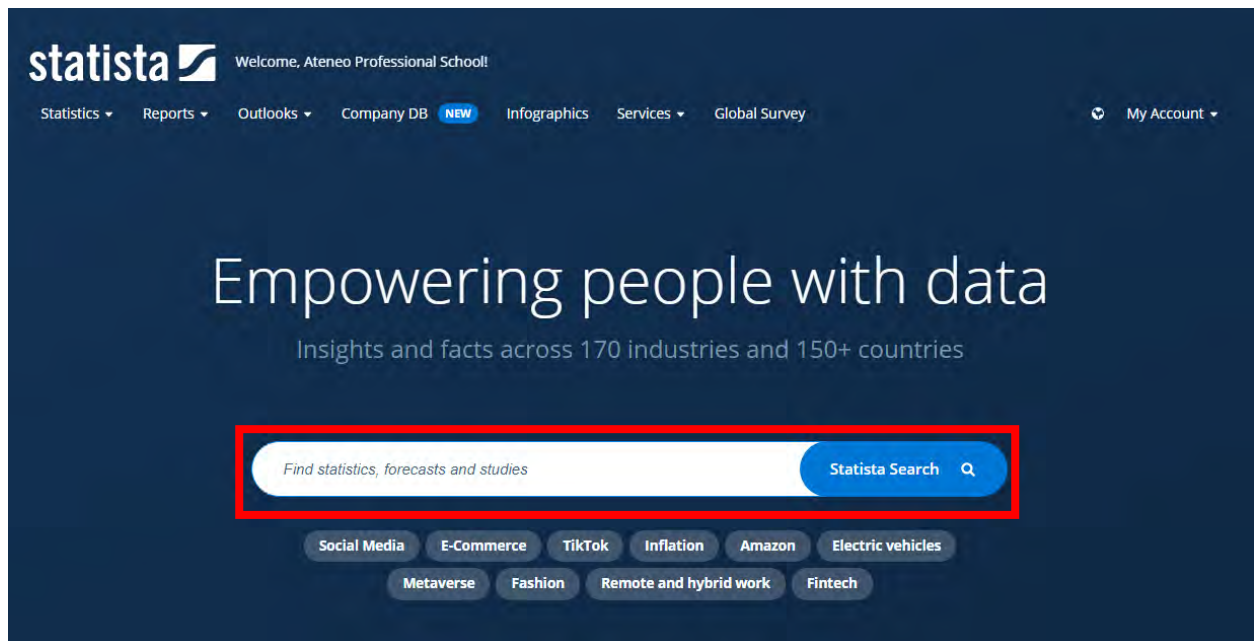
Here are some video tutorials:

- [Introduction to Euromonitor](#)
- [User guide](#)
- [Using Passport to target consumers](#)
- [Using Passport to Understand the Value Chain](#)

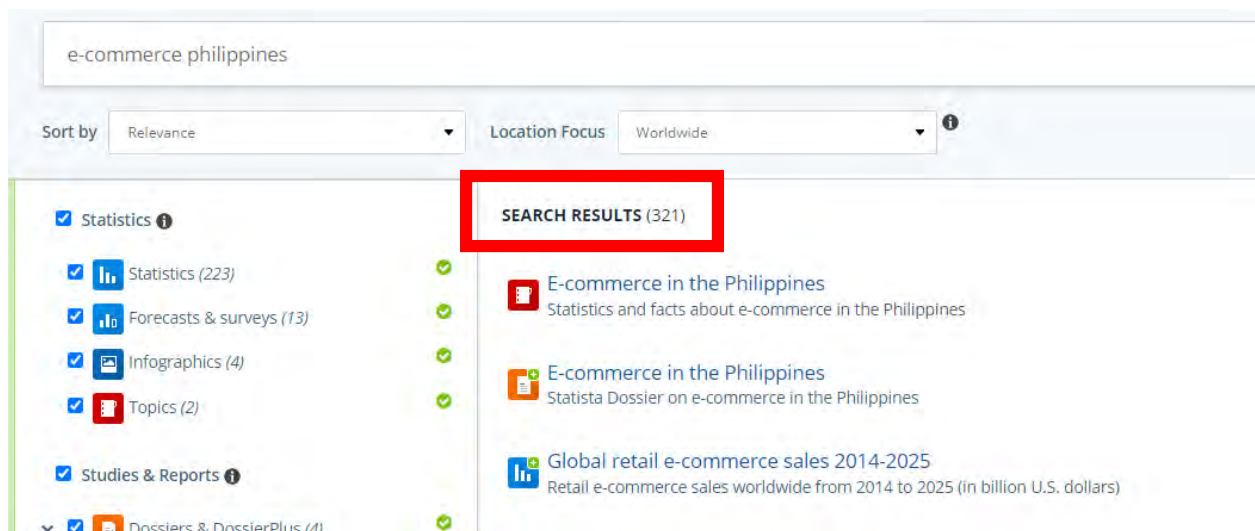
STATISTA

Statista is a statistics portal integrating over 80,000 diverse topics of data on countries, industries and facts from over 18,000 sources. Find statistics, reports, infographics, to support your research and integrate charts, graphs, and other visuals into your reports and presentations. To access:

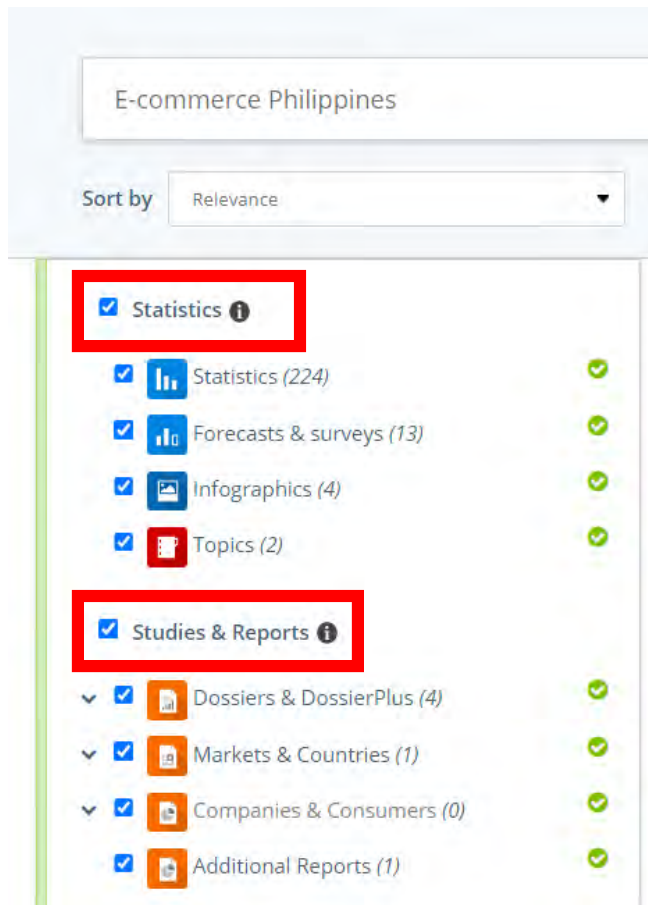
1. Select Statista from the Electronic Resources menu.
2. Browse topics through the navigation bar or directly use the search box and enter search terms.



3. Search Results page displays all results and have several options to further narrow your search.



- On the left you can filter results by content type. Click on Refresh search after you have made your selection.



- Choose a result, for example: *E-commerce in the Philippines*

E-Commerce

E-commerce in the Philippines - statistics & facts

Published by [Statista Research Department](#), Sep 6, 2022

The e-commerce market in the Philippines posted continuous growth in recent years, as reflected in its [revenue](#) in 2021. Although the figure remains below other Tiger Cub economies in the region, the potential for online shopping in a country with the [highest average daily internet usage](#) remains promising. In 2022, the Philippines was forecast to outperform India and Indonesia for [retail e-commerce sales growth](#).

[Read more](#)

STATISTICS ON THE TOPIC

- Overview
- Key Indicators
- Demographics
- Leading e-commerce sites

RETAIL E-COMMERCE MARKET VOLUME IN THE PHILIPPINES

12bn USD

DOSSIER ON THE TOPIC

All important statistics are prepared by our experts – available for direct download as PPT & PDF!

[Go to report](#)

Key figures

INTERNET USAGE AND CONNECTIVITY


Internet user penetration in the Philippines



72.7%

6. Download report, statistics either in pdf or powerpoint format

Home > E-Commerce > Key Figures of E-Commerce

E-commerce in the Philippines





- ✓ Detailed references
- ✓ Editorially prepared
- ✓ Download as  PDF /  PPT

Statista Dossier on e-commerce in the Philippines



This dossier presents data about the e-commerce market in the Philippines. In particular, this includes facts and figures on key indicators, demographics of online shoppers and the leading e-commerce sites in the country. Additionally, this report presents data on the popular payment methods among Filipino online shoppers, concerns on online security, and the shopping behavior of several Filipinos.

Table of contents

- 1. Overview
-   E-commerce share of total retail APAC 2021, by country or region



Dossier Details

E-commerce in the Philippines

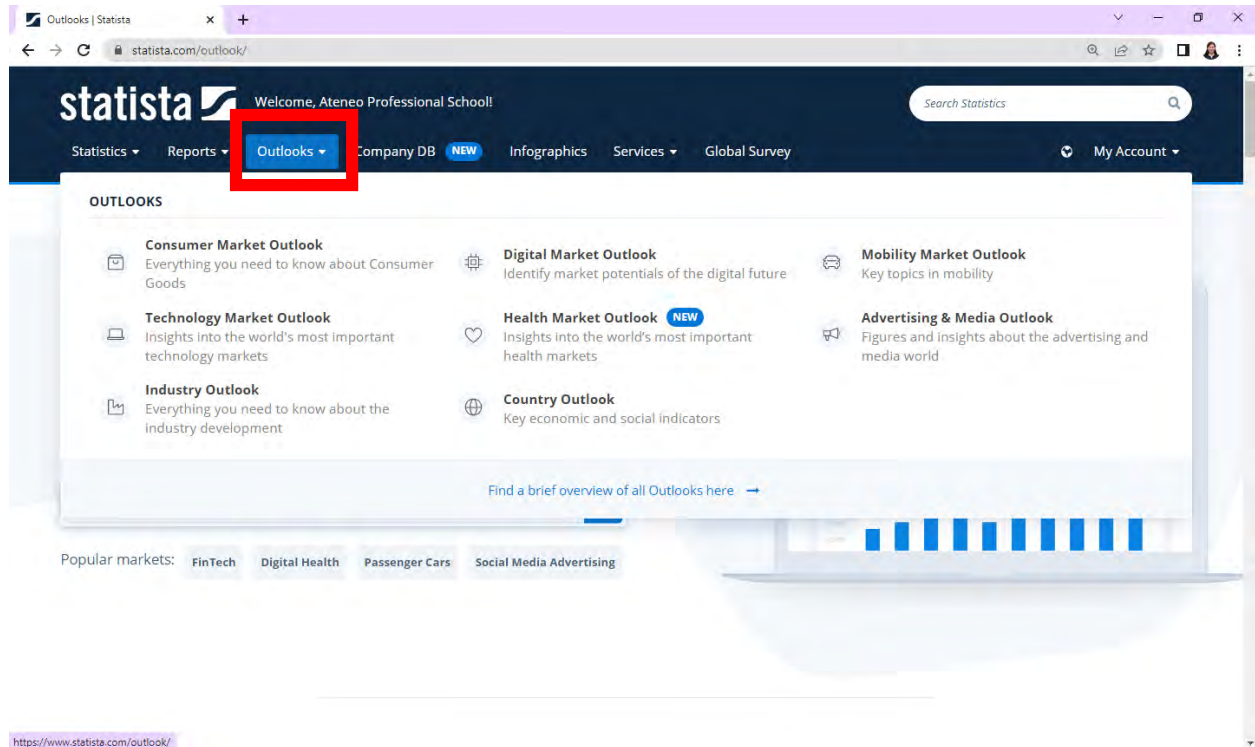
Source(s): Statista
Pages: 43
Document:  PPTX,  PDF

Access after purchase:
Download from this page

~~\$495.00~~
Free of charge
with your account

 PowerPoint (PPTX)


7. Discover key figures in the Outlooks tab, see consumer market outlook, technology, digital markets and country outlook including forecasts and relevant indicators from the areas of society, economy, and technology.



8. NOTE: Statista Company DB is a stand alone product and not part of the library's subscription.

Here are some video tutorials:


<https://www.statista.com/getting-started/welcome-to-statista>


<https://www.statista.com/getting-started/expert-tools>

Mintel Trends helps you understand changes in culture, markets and brands so you can target consumers more effectively.

Mintel global new products database tracks unique packaging-specific characteristics of product launches from around the world to drive your innovation process. To access:

1. Select Mintel from the Electronic Resources menu.
2. Register by clicking login to a personal profile. Use your ateneo email address and set your own password.
3. Check your ateneo email and validate to complete your Mintel registration.
4. Tick to acknowledge terms and click Continue.

 Login Successful

Mintel Academic Access 

You have successfully logged on. Please read the Academic permissions and prohibitions.

210511

Permissions and Prohibitions

Welcome to Mintel market intelligence resources! Mintel Group Ltd. ("Mintel") is the publisher and licensor of these resources. The licensee is your academic institution that allows you to access these resources. Your use of these Mintel resources is subject to the following permissions and prohibitions.

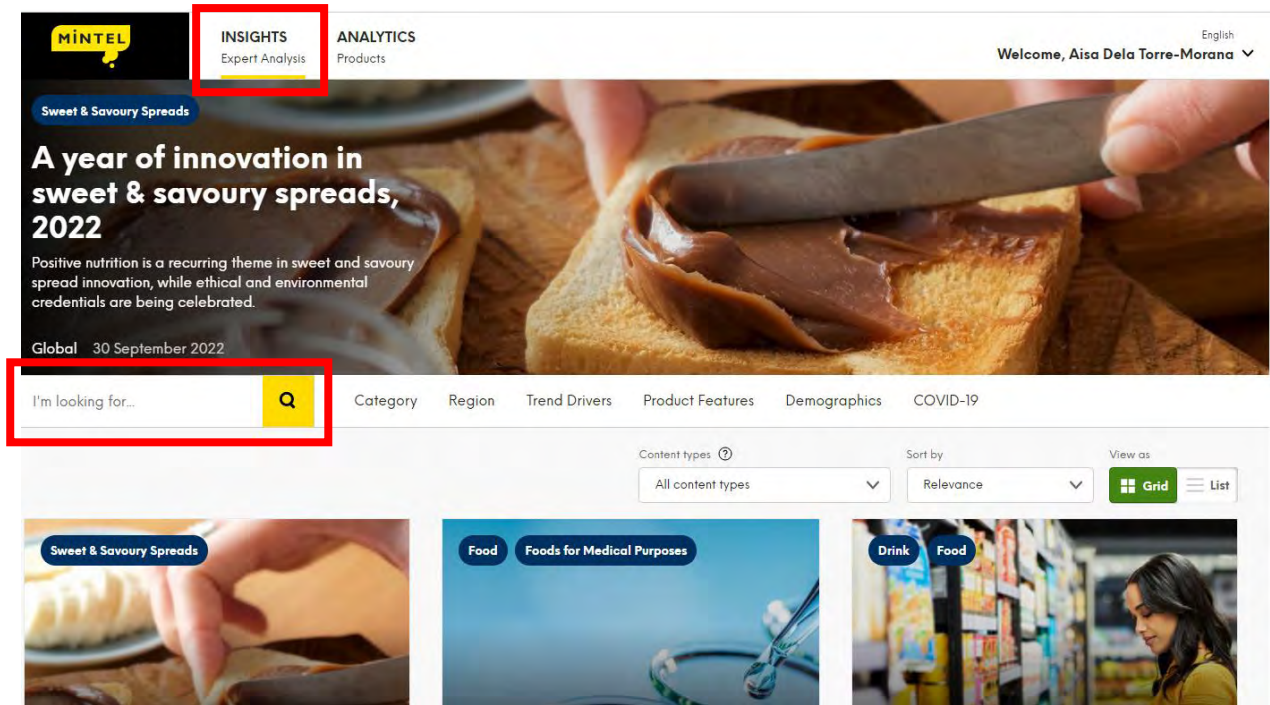
Permissions. You may only

- Access and save Mintel content for academic and noncommercial pursuits
- Incorporate selections of content in academic and noncommercial projects so long as you acknowledge Mintel as the source, all subject to your institution's plagiarism policy
- Save searches if you create a Mintel account

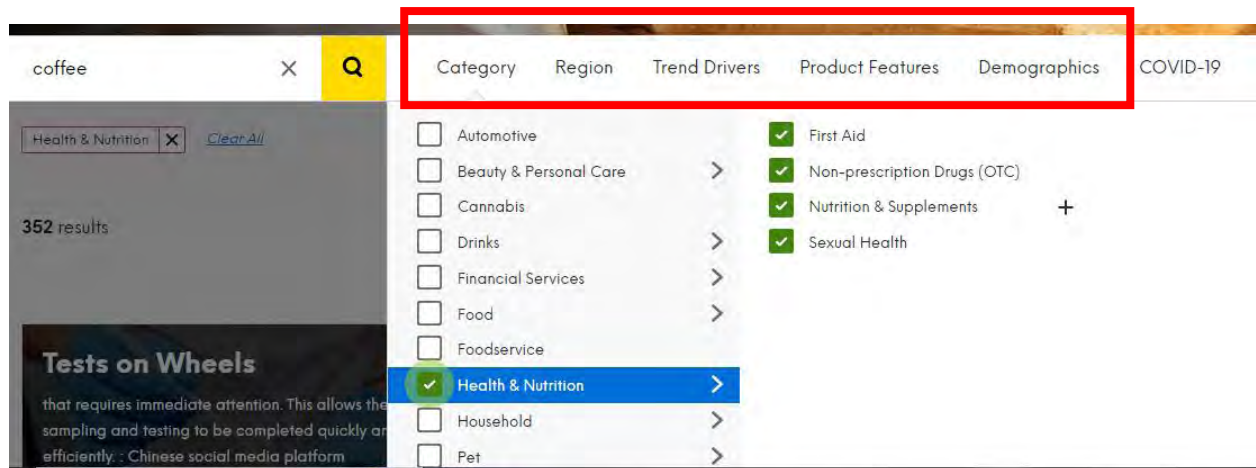
Prohibitions. You must not

I acknowledge these permissions and prohibitions

5. *Insights: Expert Analysis* homepage displays Mintel publications. To search, enter search terms and click the yellow icon beside the search box.



6. Filter search results by Category, by Region, by Trend Drivers, by Product Features or by Demographics



7. Narrow results by Content types; Reports, Industry trends, Consumer trends, Expert insights and more.

The screenshot shows the Mintel website interface. At the top, there are navigation tabs for 'INSIGHTS' (Expert Analysis) and 'ANALYTICS' (Products). Below this is a featured article titled 'A year of innovation in sweet & savoury spreads, 2022' with a sub-header 'Sweet & Savoury Spreads'. The article text mentions 'Positive nutrition is a recurring theme in sweet and savoury spread innovation, while ethical and environmental credentials are being celebrated.' and is dated 'Global 30 September 2022'. Below the article is a search bar with 'coffee' entered. To the right of the search bar are filters for 'Category', 'Region', 'Trend Drivers', 'Product Features', and 'Demographics'. Below the search bar, a dropdown menu for 'Content types' is open, showing a list of content types with their respective counts. The 'All content types (4,596)' option is selected, indicated by a green checkmark. Other options include 'Reports (613)', 'Industry Trends (34)', 'Consumer Trends (4)', 'Expert Insights (827)', and 'Observations (2,566)'. Below the search results, there are two featured articles: 'Australia's First Non-alcoholic Espresso' and 'Give Away Hop...'. The 'Give Away Hop...' article mentions 'up with local coffee shops to...' and 'Shanghai residents, celebrating...' and 'COVID-19 restrictions eased...'.

4,596 results

Content types ?

- All content types ^
- All content types (4,596) ✓
- Reports (613)
- Industry Trends (34)
- Consumer Trends (4)
- Expert Insights (827)
- Observations (2,566)

8. Please note Insights: Expert Analysis report results are for viewing only.

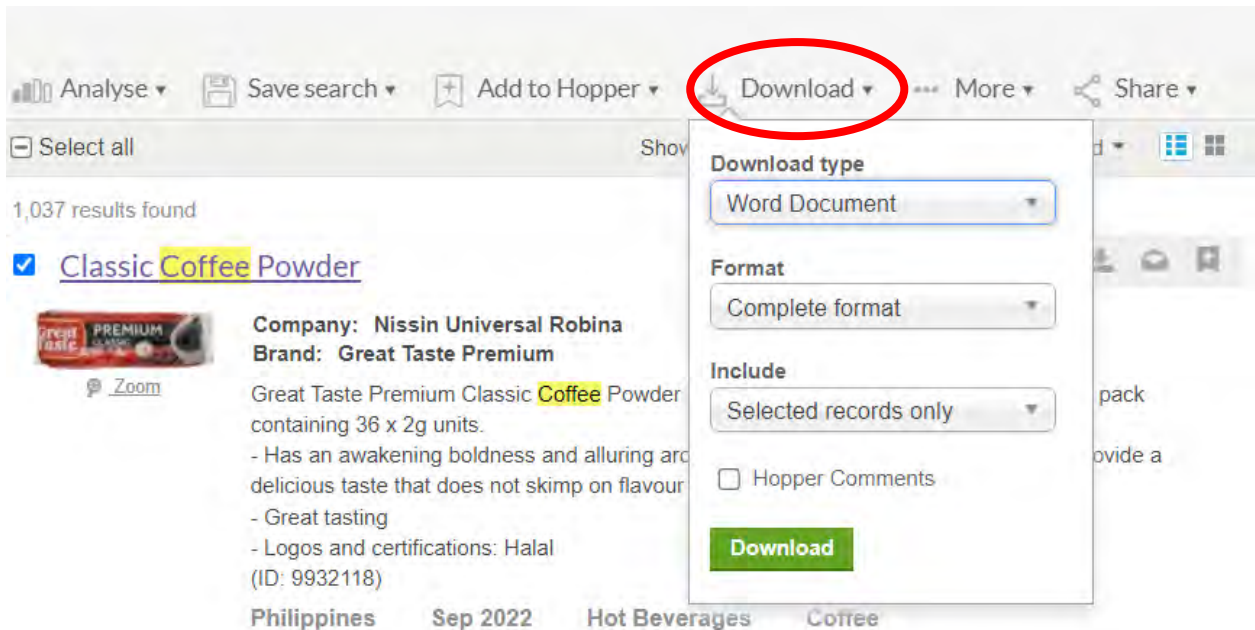
9. Analytics Products homepage. Search for products for example: Coffee

The screenshot shows the Mintel Analytics Products homepage. The 'ANALYTICS Products' tab is highlighted with a red box. Below it, the 'Full Text Search' section is also highlighted with a red box, showing the search term 'COFFEE'. The search results page displays 173,351 results found. Two product listings are visible: 'Sweet Liquid Table Sweetener' by Cafés La Virginia and 'Fine Whiskey Coffee Liqueur' by Dellepiane San Luis. The left sidebar contains various filters such as Category, Region, Date, Claim, Ingredient, Company, Flavour, and Fragrance.

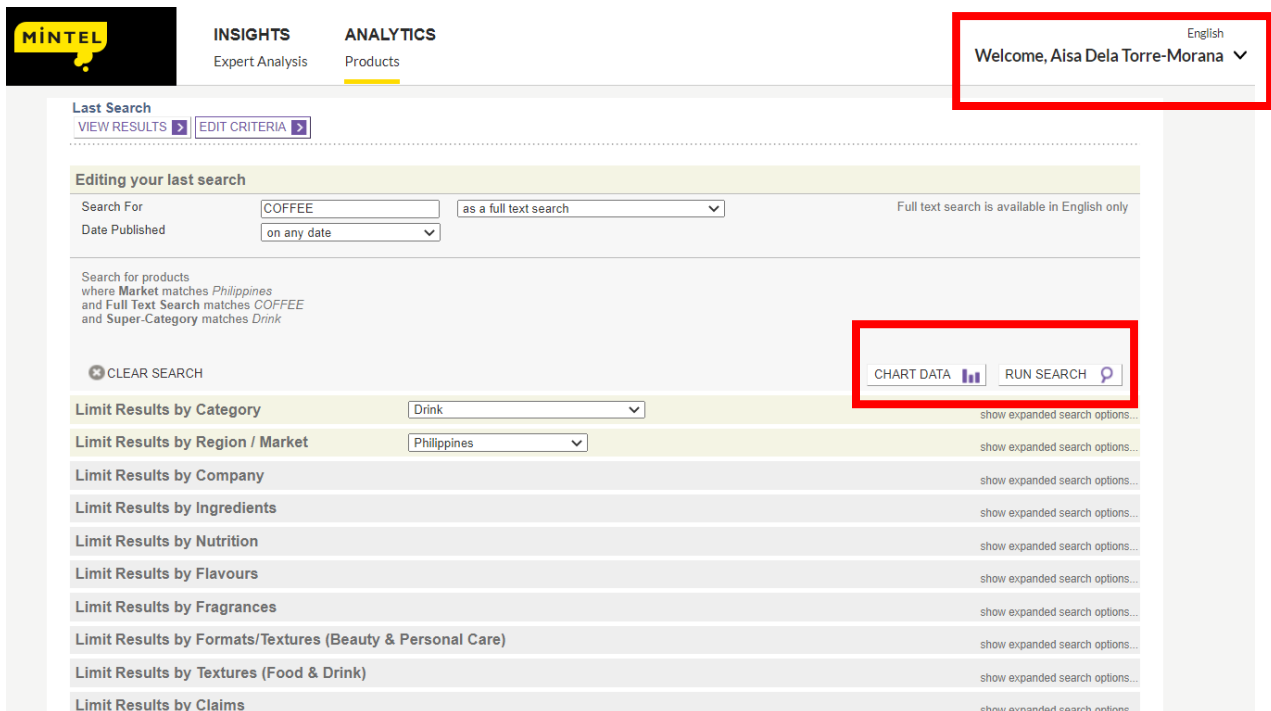
10. Filter search results by clicking the limiters on the left side, by Category, by Region and more.

This screenshot shows the search filters sidebar. The 'Current Search' section displays the search term 'COFFEE', the super category 'Drink', and the market 'Philippines'. Below this, there is a 'Refine search' input field. Three red arrows point to the filter sections: 'Category' (with a dropdown arrow), 'Region' (with a dropdown arrow and a checked box for 'Philippines'), and 'Date' (with a dropdown arrow). The 'Category' filter shows '+ Drink (1,037)' and a 'See more' link. The 'Region' filter shows '- Asia Pacific (1,037)' and '+ Philippines (1,037)' with a 'See more' link.

11. Select result, to download click the arrow down icon.



12. Explore the Advance Search to expand selection. Click Run Search to generate chart data.



13. Please note you must be login to download products report and chart data.

Here are some guide and video tutorials:

<https://apslibrary.ateneo.edu/4web/Mintel.pdf>

<https://www.youtube.com/c/mintel/videos>

Click [off-campus access](#) to search for Market Research Reports.

APS Library Policy on the Use of E-Resources

The Ateneo Professional Schools Library e-resources are subject to all applicable copyright and protection rights. Download and/or print of e-book chapters, full-text journal articles, industry analysis statistics and market research reports are subject to fair use limits.

APSL October 2022